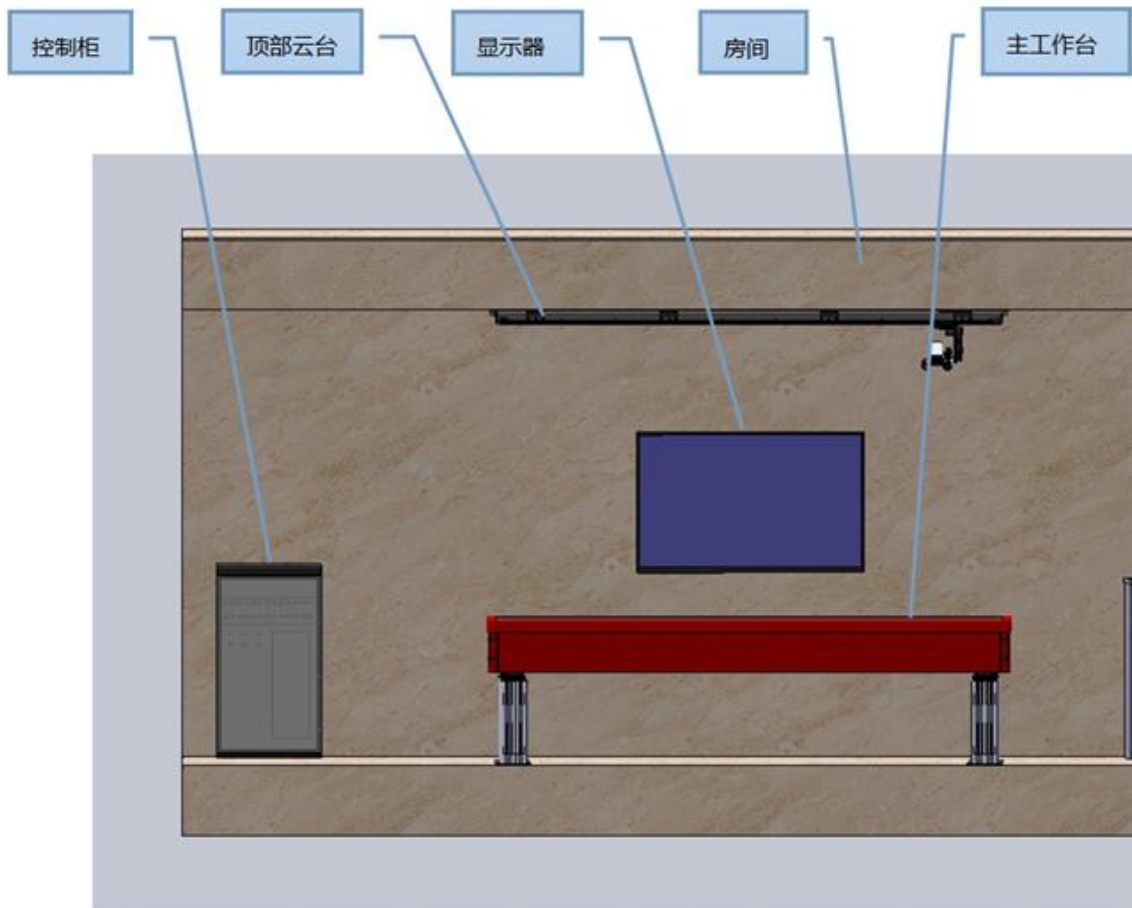




Calligraphy and painting of ancient books HD shooting restoration instrument instructions





Zhengzhou Fenghua Industrial Co., Ltd. ZHENGZHOU FENGHUA INDUSURY CO, Ltd.LTD
Calligraphy and painting of ancient books HD shooting restoration instrument

catalogue

product presentation.....	2
Product Parameter.....	3
direction for use.....	9
equipment list.....	14
matters need attention.....	14
after-sale service.....	16



Zhengzhou Fenghua Industrial Co., Ltd. ZHENGZHOU FENGHUA INDUSURY CO, Ltd.LTD
Calligraphy and painting of ancient books HD shooting restoration instrument

product presentation

Calligraphy and painting ancient books hd repair instrument is an auxiliary repair personnel repair archives of high-tech products, can be in the process of repairing the archives of real-time shooting and video, the high-definition picture can easily see the repair items texture and texture, greatly improve the controllability of repair of, and for the future repair and teaching work provides valuable technical data. In addition, the glass table with the bottom LED lighting function, can penetrate the file, making the repair process more clear, can also be used as a copy table. The whole machine is composed of the following three parts:






Product Parameter

Dimensions: long 2000mmx wide 1500mmx high 773mm-1003mm, for repair personnel to operate on it, the voltage of all electrical components does not exceed 24V, which is absolutely safe for human body. It is equipped with a glass countertop, four columns, two video cameras, two bottom LED light source panels and a set of high-precision mechanical transmission components.

a. The table is a combination of solid wood and tempered laminated glass (thickness of 12), which not only ensures the permeability of the glass but also improves the gentleness of the contact part with people.



b. The column is the original imported high precision grade lifting column, which can make the main working table lift 300 mm and tilt a certain Angle (10° each), greatly improving the comfort and work efficiency of the repair work.



Zhengzhou Fenghua Industrial Co., Ltd. ZHENGZHOU FENGHUA INDUSURY CO, Ltd.LTD
Calligraphy and painting of ancient books HD shooting restoration instrument



- c. Top camera: shoot down from above the file, and the camera (HD) is supplemented with a motion mechanism of 3 meters in a straight line and 90° rotation to achieve coverage of the entire countertop area. And can automatically zoom and double the archives, that is, the picture (the photographed area) through the wireless mouse, so that the restoration personnel can directly see both the whole cultural relics and the local details in the restoration process.



- d. Bottom camera: Up from the file (below the countertop).supplemented by the X-axis and Y-axis movement mechanism directly below the table, supplemented by the laser head positioning, this camera can reach any position in the left half of the table. In addition, the file can automatically zoom and double the shooting, that is, through the control parts (control the wireless mouse on the car), the picture (the photographed area) is enlarged and narrowed, so that the



Zhengzhou Fenghua Industrial Co., Ltd. ZHENGZHOU FENGHUA INDUSURY CO, Ltd.LTD
Calligraphy and painting of ancient books HD shooting restoration instrument

restoration personnel can directly see both the whole cultural relics and the local details in the restoration process.



- e. LED light source board: this light source plays the role of shooting and copy files. The whole area directly below the table is full of LED light source, from down to the very soft white light (not dazzling), and this light can be through the control parts (control car) to its brightness adjustment, in order to meet the different needs of users, reduce the fatigue of the eyes.

Input voltage: 24V

Color temperature: optional

Power: 6,000 W

[High efficiency and energy saving]: energy saving, high brightness, no mercury free, no infrared, no ultraviolet, no electromagnetic interference, no thermal effect, no radiation, no strobe phenomenon;

[Bright uniform light]: bright light completely flat output, luminous Angle is wider;

[Stable and durable]: 5 years of use, no radio interference, will not pollute the environment.

Product characteristics



Zhengzhou Fenghua Industrial Co., Ltd. ZHENGZHOU FENGHUA INDUSURY CO, Ltd.LTD
Calligraphy and painting of ancient books HD shooting restoration instrument


1. The high-efficiency LED chip and unique heat dissipation design ensure that LED has high efficiency, low light decay and long life.
2. The surface is bright, bright and uniform, soft and not dazzling.
3. No flash frequency.
4. The lamps are light in weight and easy to install. Environmental friendly, safe, pollution-free, comply with RoHs specifications.
5. Stable performance and low maintenance rate. Strong versatility, convenient installation and space-saving
6. The life of more than 30,000 hours, even if the frequent switch will not affect the life of the product;
7. Green and environmental protection lighting products, which do not contain mercury, lead and other polluting element materials;
8. No ultraviolet light, no infrared light, to avoid the object from radiation damage;
9. Use soft light technology to eliminate glare and visual fatigue, and sublimate the visual effect;
10. High color rendering index, strong color reduction, clear visual vision, see the object is not distorted, suitable for professional repair copies;
- 11, No strobe, pure DC work, to eliminate the visual fatigue caused by the traditional flat plate lamp strobe;



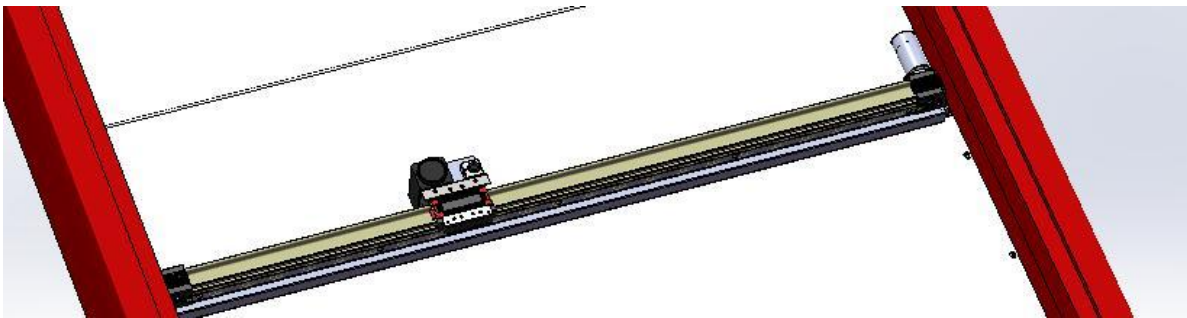
f. Large LCD screen at 55 inches



Zhengzhou Fenghua Industrial Co., Ltd. ZHENGZHOU FENGHUA INDUSURY CO, Ltd.LTD
Calligraphy and painting of ancient books HD shooting restoration instrument



g. Number of linear modules of X and Y-axis drive: 2 sets



h. Wireless key mouse suit



Wireless distance: 15 m Battery Model: 5 battery

Wireless technology: 5.8GHZ working mode: photoelectric

Number of keys: 3 Optical resolution: 1000DPI

Number of rollers: 1. Ergonomics: Support

Color: the brand-new after-sales service: the national joint warranty

i. electrical control cabinet



Zhengzhou Fenghua Industrial Co., Ltd. ZHENGZHOU FENGHUA INDUSURY CO, Ltd.LTD
Calligraphy and painting of ancient books HD shooting restoration instrument



Integrate all the control elements of the whole machine, including the camera part, the LED light source board, and all the control circuits of the mechanical motion components. Can be pushed and moved. All the control buttons of the whole machine are integrated, including the control buttons of all the control components on the whole machine, the industrial class computer and the wireless control keyboard.


Above is the calligraphy and painting ancient books hd repair instrument of the main components, the machine should be the cultural relics workers and system, the movement, camera, repair, copy function organic combination together, greatly improve the efficiency of repair, repair accuracy and operation comfort, to a large extent, solve the repair technology is difficult to archive, unspeakable and difficult to inherit. For the majority of cultural relics workers exquisite restoration technology preservation and inheritance of a strength, for the preservation and display of the extensive, profound traditional culture of the



Chinese nation to make a contribution.

direction for use

1. Power on the LCD TV, press the remote control button, and turn on the TV;
2. Open the computer host;
3. Open the electrical control cabinet button (the button in the box)



Control cabinet panel diagram control lifting column

"Switch" button, control console light and lift column line on and off;

"Optical domain K1", "optical domain K2", "optical domain K3", "optical domain K4" knob, divide into the region to adjust the working desk lamp brightness;

"Laser 1" button for the location of the bottom head;

"Fill light" button, used to supplement the bottom camera light source;

"Shooting light" button, used for the location of the top cloud head and light source supplement;

There are four buttons on the right, the top two are used to raise the console surface separately, and the bottom two buttons are used to lower the console surface separately.

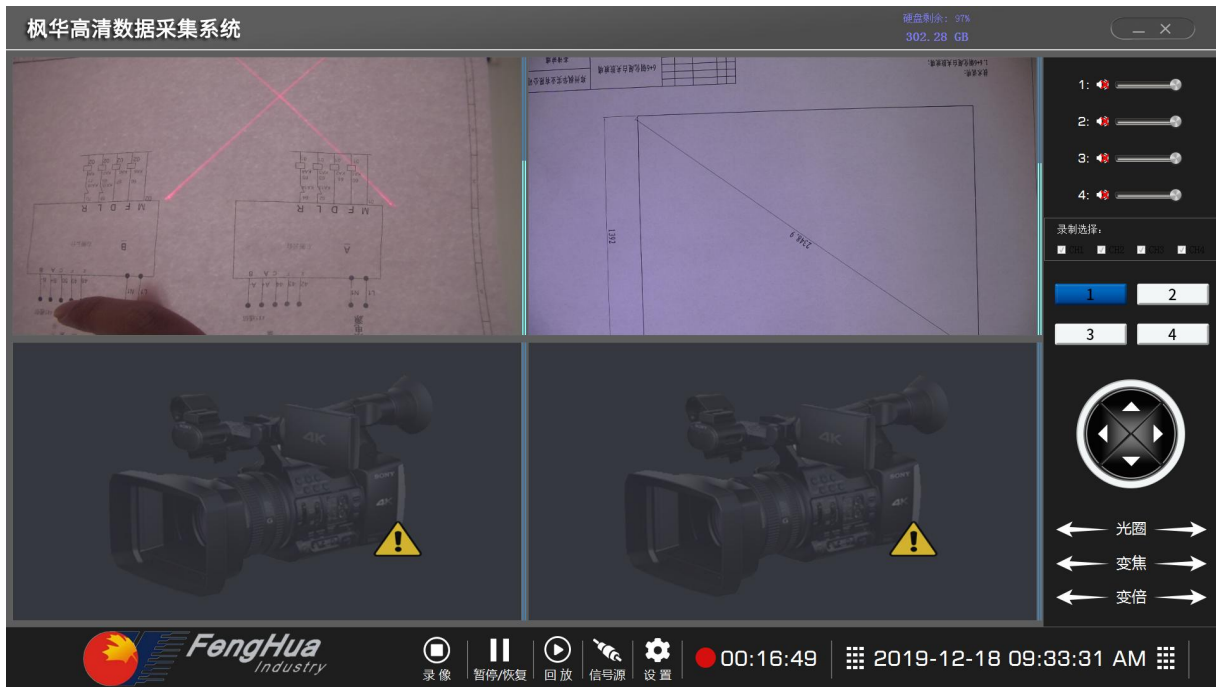


Fenghua HD data acquisition system operation instructions

1. initialization routine

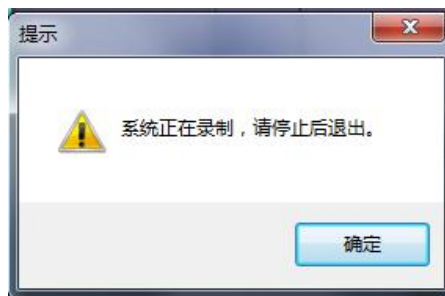


First, double-click the desktop icon "", pop up the startup interface, enter the password (the initial password is: zzhfh), and enter the interface as shown in the figure:



2. System exit

Click "" in the upper right corner to exit the system. When the system is collecting video recording, please close "Video" first.

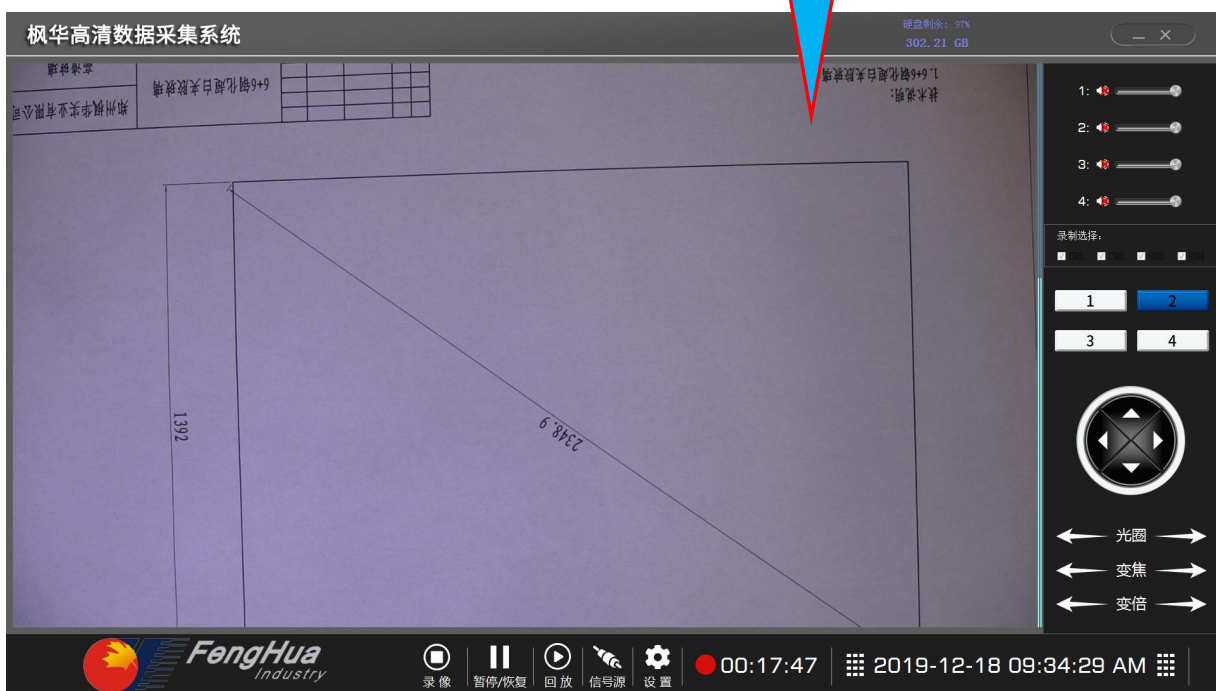
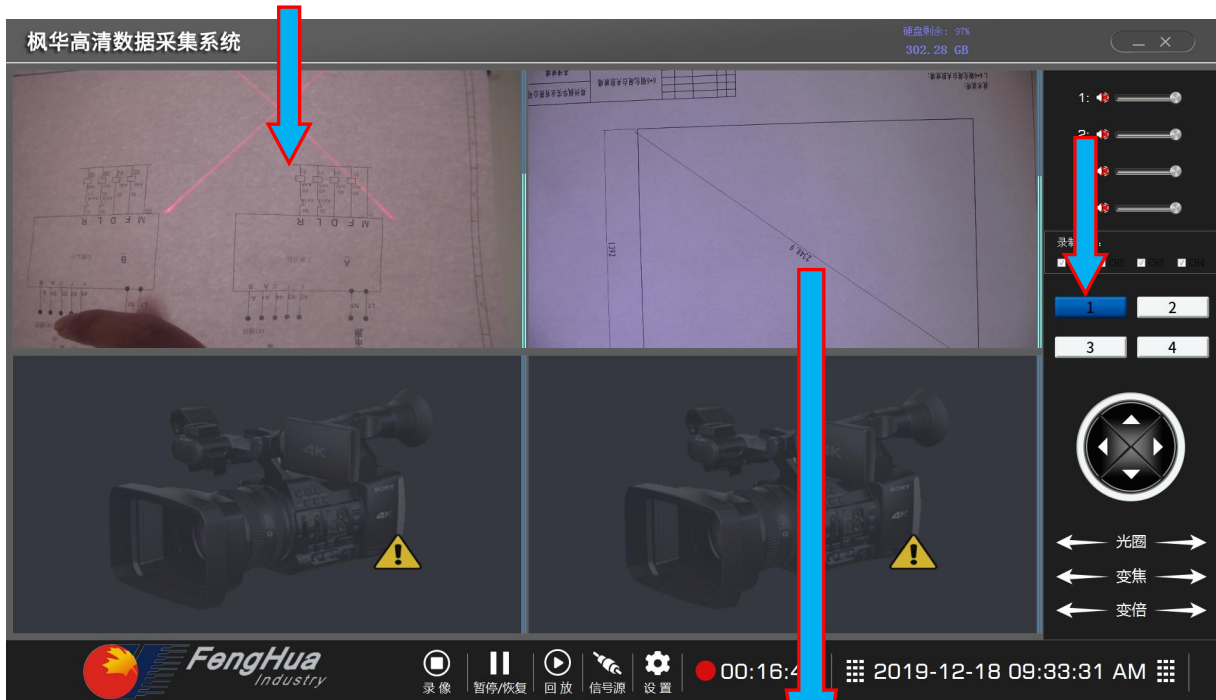




3. system operation

Click the "1,2,3,4" button on the right side or directly click the required video interface (see the picture below) to control the operation interface;

Double-click the required video interface to enlarge the interface to the full format state.





Click the button in the figure below to perform the corresponding operation. The Yuntai movement direction is consistent with the direction of the button.

Voice live streaming button,
Play the live sound directly

Recording selection button,
In the recording pause state, you can customize the video to

The picture moves up wards (away

The picture

The picture

The picture moves down (close to

If the zoom length cannot align automatically, adjust the zoom

If the zoom length cannot align automatically, adjust the zoom

Close up to the depth of field (zoom

Pull the vision deep (shrink the

光
圈
变
焦
变
倍

4. System Settings

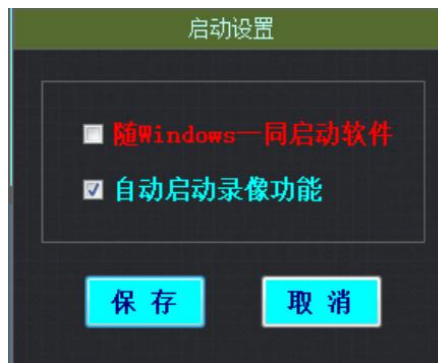
Click the Settings button to select the appropriate settings.





Video recording collection

When initially entering the system, the recording starts automatically by default. If you need to turn off this function, enter the "Settings", select "Start Settings", pop up the following dialog box, and turn the "Auto Start video recording function" off and save it.



Click the Video recording button to manually open or close the video recording collection; click the Pause / Recovery button button to pause or restore all the videos; the recording time is displayed on the right side, as shown in the figure below.

When the recording is off or suspended, select the Record Selection box on the right side of the interface.



playback

Click the "Playback" button to jump to the recorded folder and use the local player to play.

Video storage

Click Settings, select Video File Path, and the following dialog box will pop up, and set the storage path.



Default sound card setting



Enter "Settings", select "Set Default Sound card", pop up the following dialog box, select the sound card and save.



equipment list

name	quantity	remarks
staging	A set	
The top of the cloud	A set	
A 55-inch LCD monitor	A	
control cabinet	One	
Wireless key mouse suit	A set	
HDMI line	One root	

matters need attention

1. Pay attention to protect the outer surface of the equipment when using, to avoid scratching the table and other important parts, so as not to affect your normal use;
2. In case of difficult problems, please contact us in time, do not repair the equipment at will;
3. Do not use live maintenance;
4. The parameters of the equipment have been set, do not change without authorization;
5. When the equipment is not in use for a long time, please cut off the power supply of the equipment in time to avoid long-time operation and reduce the service life of the



equipment;

6. When using the lifting, please take off the things on the table in advance, and carefully observe the height of the lifting, to avoid rising too high;

7. After the camera reaches the lateral limit position, stop the camera moving forward (within one minute).



Zhengzhou Fenghua Industrial Co., Ltd. ZHENGZHOU FENGHUA INDUSURY CO, Ltd.LTD
Calligraphy and painting of ancient books HD shooting restoration instrument

after-sale service

This equipment from the date of sale, free warranty for one year, and responsible for maintenance.



Zhengzhou Fenghua Industrial Co., Ltd
ZHENGZHOU FENGHUA INDUSURY CO,.LTD

Zhengzhou Fenghua Industrial Co., Ltd

ZHENGZHOU FENGHUA INDUSURY CO,.LTD

Production address: No.55, Yulan Street,

Zhengzhou High-tech Development Zone

Tel. : 0371-67602008

Fax: 0371-67600046

Address: No.55, Yulan Street, High-tech